

# PULLER ADAPTERS

## Specialty Metric




PA7



518

**Gear and pulley pullers** – Ideal for pulling many small parts having tapped holes. The Nos. 7392 and 7393 may be used with the No. 1122 pulling attachment to remove bearings, etc. Pullers include two hex head cap screws,  $\frac{3}{8}$ " – 16 NC x 3" long. Spread:  $1\frac{1}{2}$ "– $4\frac{1}{4}$ ". Width of puller block is  $4\frac{7}{8}$ ". Cap screws are not included with the No. 522, but any cap screws up to  $\frac{1}{2}$ " diameter may be used. No. 522 spread, when used with  $\frac{1}{2}$ " dia. cap screws, is 2"– $7\frac{3}{4}$ ". Width of the No. 522 puller block is  $8\frac{1}{4}$ ".



**No. 7392** – Puller with  $\frac{5}{8}$ "-18 x 13" long screw. Wt., 2 lbs.

**No. 7393** – Puller with  $\frac{5}{8}$ "-18 x  $5\frac{1}{2}$ " long screw. Wt., 1.5 lbs.

**No. 522** – Puller with  $\frac{3}{4}$ "-16 x  $11\frac{5}{8}$ " long screw. Wt., 4.3 lbs.

**4-in-1 puller set** – You can quickly assemble a 2- or 3-jaw puller with standard or long reach jaws.

**No. PA7** – Four-In-One puller set, 7 ton capacity. Standard jaw max. reach is 5". Maximum spread is  $10\frac{1}{2}$ ". Long jaw maximum reach is  $8\frac{3}{4}$ ". Maximum spread is 11". Wt., 10.8 lbs.

**Flange type puller** – Slotted holes in puller body permit cap screws to be positioned to handle bolt-circle diameters from  $1\frac{1}{2}$ " to  $4\frac{5}{8}$ ".

**No. 518** – Flange type puller. Includes 3 cap screws,  $\frac{3}{8}$ " – 24 NF x 3" long and 3 cap screws  $\frac{3}{8}$ " – 16 NC x 3" long. Forcing screw is  $\frac{5}{8}$ "-18 x 5" long Wt., 3.4 lbs.

**Metric adapters** – Add metric capability to your Push-Puller® legs or forcing screws! Four separate metric kits available with a variety of sizes for your Push-Puller® legs or forcing screws! Each packaged in a convenient plastic organizer case.

Order No.	Kit Contents	Female End	Male End	Length	Order No.	Kit Contents	Female End	Male End	Length
<b>No. 8110</b> Male Metric Wt., 3 lbs.	8111	$\frac{5}{8}$ "-18	M6 x 1.0	$2\frac{1}{4}$ "	<b>No. 8120</b> Male Metric Wt., 3 lbs.	8121	$\frac{5}{8}$ "-18	M14 x 1.5	$2\frac{1}{4}$ "
	8112	$\frac{5}{8}$ "-18	M8 x 1.0	$2\frac{1}{4}$ "		8122	$\frac{5}{8}$ "-18	M14 x 2.0	$2\frac{1}{4}$ "
	8113	$\frac{5}{8}$ "-18	M8 x 1.25	$2\frac{1}{4}$ "		8123	$\frac{5}{8}$ "-18	M16 x 1.5	$2\frac{3}{4}$ "
	8114	$\frac{5}{8}$ "-18	M10 x 1.25	$2\frac{1}{4}$ "		8124	$\frac{5}{8}$ "-18	M16 x 2.0	$2\frac{3}{4}$ "
	8115	$\frac{5}{8}$ "-18	M10 x 1.50	$2\frac{1}{4}$ "		8125	$\frac{5}{8}$ "-18	M20 x 1.5	$2\frac{3}{4}$ "
	8116	$\frac{5}{8}$ "-18	M12 x 1.25	$2\frac{1}{4}$ "		8126	$\frac{5}{8}$ "-18	M20 x 2.5	$2\frac{3}{4}$ "
	8117	$\frac{5}{8}$ "-18	M12 x 1.75	2"					

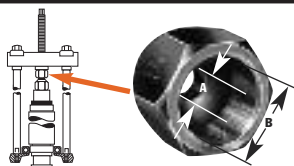
**Note:** The adapters in each of these sets are also available separately.

**Female threaded adapters** - Use these adapters on the ends of Push-Puller® forcing screws, legs, or slide hammers in the removal and installation of shafts, axles, and housings.

**Set No. 8044** – consists of a set of 6 adapters (Nos. 8037-8042)



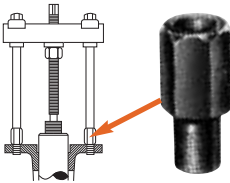
Order No.	Female End "A"	Female End "B"	Order No.	Female End "A"	Female End "B"
8035*	$\frac{1}{2}$ "-20	$\frac{5}{8}$ "-18	8040	$\frac{5}{8}$ "-18	1"-14
8036*	1"-14	1"-14	8041	$\frac{5}{8}$ "-18	$1\frac{1}{8}$ "-12
8037	$\frac{5}{8}$ "-18	$\frac{5}{8}$ "-18	8042	$\frac{5}{8}$ "-18	$1\frac{1}{4}$ "-12
8038	$\frac{5}{8}$ "-18	$\frac{3}{4}$ "-16	8043*	$\frac{5}{8}$ "-18	$1\frac{1}{2}$ "-12
8039	$\frac{5}{8}$ "-18	$\frac{7}{8}$ "-14			



**Note:** All adapters available separately.

\*Not included in set No. 8044. Order separately.

**Male-female threaded adapters** – These adapters are used on ends of Push-Puller® legs, with forcing screws or slide hammers to assist in pulling shafts, bearing caps, pinions, and many other parts.

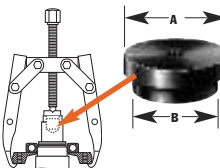
	Order No.	Female End	Male End	Length		Order No.	Female End	Male End	Length
 <p>Fed. Spec.: GGG-P-00781-D</p>	8000	5/8"-18	1/4"-20	2 1/4"		8015	5/8"-18	3/4"-10	2 1/4"
	8001	5/8"-18	5/16"-18	2 1/4"		8016	1"-14	3/4"-10	2 1/2"
	8002	5/8"-18	7/16"-14	2 1/4"		8017	5/8"-18	7/8"-14	2 1/4"
	8003	5/8"-18	7/16"-20	2 1/4"		8018	5/8"-18	7/8"-9	2 1/4"
	8004	5/8"-18	3/8"-24	2 1/4"		8019	5/8"-18	1"-14	2 1/4"
	8005	5/8"-18	3/8"-16	2 1/4"		8020	1"-8	5/8"-18	3"
	8006	5/8"-18	1/2"-20	2 1/4"		8021	1"-8	1"-14	3"
	8007	5/8"-18	1/2"-13	2 1/4"		8022	5/8"-18	1/8" pipe	2 1/4"
	8008	5/8"-18	9/16"-18	2 1/4"		8023	1 1/4"-12	1"-14	4 1/2"
	8009	5/8"-18	9/16"-12	2 1/4"		8024	1 1/4"-12	1 3/4"-12	4 1/2"
	8010	5/8"-18	5/8"-11	2 1/4"		8025	1 1/4"-7	5/8"-18	4"
	8011	1"-14	5/16"-11	2 1/2"		8027	1 1/4"-7	1"-14	4"
	8012	1"-14	5/8"-18	3 3/16"		8028	1 5/8"-5 1/2	1"-8	4"
	8013	5/8"-18	3/4"-16	2 1/4"		8029	1 5/8"-5 1/2	1"-14	4"
	8014	1"-14	3/4"-16	2 1/2"					

**Note:** Nos. 8000–8029 – each sold individually.

**Step plate adapter sets** – Power Team step plate adapters are necessary for pulling and installing bearings, gears, or other parts on hollow shafts or housings. Puller screw forces against step plate adapter, as shown at right. May be used with Power Team jaw-type pullers, Push-Pullers® and shop presses.

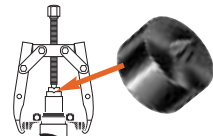
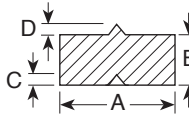
**Set No. 8075** – set of 11 adapters (Nos. 8057-8067).

**Set No. 8076** – set of 6 adapters (Nos. 8068-8073).

	Set No. 8075			Set No. 8075			Set No. 8076		
	Order No.	Dia. "A" (in.)	Dia. "B" (in.)	Order No.	Dia. "A" (in.)	Dia. "B" (in.)	Order No.	Dia. "A" (in.)	Dia. "B" (in.)
	8057	1	3/4	8063	1 7/8	1 5/8	8068	2 5/8	2 1/8
	8058	1 1/8	7/8	8064	2	1 5/8	8069	2 3/4	2 1/4
	8059	1 1/4	1	8065	2 1/8	1 3/4	8070	2 7/8	2 3/8
	8060	1 3/8	1 1/8	8066	2 3/8	1 7/8	8071	3	2 1/2
	8061	1 5/8	1 1/4	8067	2 1/2	2	8072	3 1/4	2 3/4
8062	1 3/4	1 3/8				8073	3 1/2	3	

**Shaft protector set** -- Power Team shaft protectors are designed to protect shaft centers from distortion when extreme pressures are applied with jaw-type pullers or Push-Pullers®. Shaft protectors are inserted between the end of the puller screw and the shaft.

**Set No. 8056** – Set of 6 shaft protectors (Nos. 8050 thru 8055).

	Order No.	"A" (in.)	"B" (in.)	"C" (60°) (in.)	"D" (60°) (in.)		Order No.	"A" (in.)	"B" (in.)	"C" (60°) (in.)	"D" (60°) (in.)	
	8050	1 1/2	3/4	3/8	7/16		8053	3/4	3/4	1/4	1/4	
	8051	1 1/4	3/4	3/8	3/8		8054	5/8	5/8	1/4	1/4	
	8052	1	3/4	3/8	5/16		8055	5/8	5/8	3/16	3/16	

**⚠ CAUTION:** All the items shown may not withstand the full tonnage of the pullers they may be used with. Refer to page 195.

