

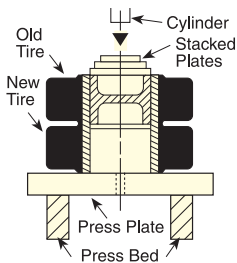
SHOP PRESS

Accessories


Rubber Tire Removing/Installing set

Now an easy way to press solid rubber tires. The TPP200 uses plates instead of combination rings to press a rim from an old tire into a new one. Plates are stacked so none is more than 2 in. smaller than the one under it to keep the plates from bending. They can be used on any Power Team press with 55-ton capacity or more. NOTE: Many tires require 100 tons of force or more, depending on tire size and condition. These plates withstand max. force of 150 tons.

No. TPP200 – Tire press plate set. Includes 13 press plates, spacer pushing adapter and press bed plate. For use on solid rubber tires from 4" to 17³/₄" I.D.



Pressing rim into new tire on Power Team Press.



TBP1622
16" x 22" x 2"



TPP1 - TPP13
3⁷/₈" - 17⁵/₈" x 3³/₄"

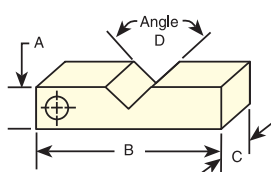


TPS6
3³/₄" x 6"

Order No.	Set No. TPP200 Tire Size I.D.	Plate O.D.
TPP1	4"	3 ⁷ / ₈ "
TPP2	5"	4 ⁷ / ₈ "
TPP3	6", 6 ¹ / ₄ "	5 ⁷ / ₈ "
TPP4	6 ¹ / ₂ "	6 ³ / ₈ "
TPP5	8"	7 ⁷ / ₈ "
TPP6	10"	9 ⁷ / ₈ "
TPP7	10 ¹ / ₂ "	10 ³ / ₈ "
TPP8	11 ¹ / ₄ "	11 ¹ / ₈ "
TPP9	12", 12 ¹ / ₈ "	11 ⁷ / ₈ "
TPP10	14"	13 ⁷ / ₈ "
TPP11	15"	14 ⁷ / ₈ "
TPP12	16"	15 ⁷ / ₈ "
TPP13	17 ³ / ₄ "	17 ⁵ / ₈ "
TPS6	Spacer/Pushing Adapter	3 ³ / ₄ " x 6"
TBP1622	Bed Plate	16" x 22" x 2"

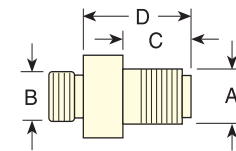


PRESS ACCESSORIES, "V" BLOCKS & THREADED ADAPTERS



V-BLOCKS (in.)

Order No.	Width A	Length B	Thick C	Angle D
1890	2	9	1 ¹ / ₄	120°
1891	2 ¹ / ₂	11 ¹ / ₂	1 ³ / ₄	
1892	3 ¹ / ₂	14	2	
1893	5	14	1 ¹ / ₂	
207395	5 ³ / ₄	23	2 ¹ / ₂	




THREADED ADAPTER DIMENSIONS (in.)

Adapter No.	A	B	C	D
38597	1- 8	1- 8	3/4	1 ⁵ / ₁₆
38953	1 ¹ / ₄ - 7	1 ¹ / ₂ - 16	2 ³ / ₄	4 ³ / ₈
37368	1 ⁵ / ₈ - 5 ¹ / ₂	—	1 ¹¹ / ₁₆	2 ¹ / ₂
43562	2 ¹ / ₄ - 12	—	2 ¹ / ₄	3
38954	1 ⁵ / ₈ - 5 ¹ / ₂	1 ¹¹ / ₁₆ - 8	3 ¹ / ₄	4 ³ / ₁₆
43563	2 ¹ / ₄ - 12	2 ³ / ₄ - 12	2 ¹ / ₄	3 ³ / ₁₆
46070	2 ¹ / ₄ - 12	2 - 4 ¹ / ₂	2 ¹ / ₄	3 ³ / ₁₆

Press Accessory Kit

Make your Power Team press even more versatile with one of these accessory sets. These sets will eliminate makeshift set-ups. Many of these items can be used with pullers you already have.



ORDERING INFORMATION

Use With Press:	Order No.	A		C	D	E	F		G
		Press Plate	V-Blocks				Pushing Adapter	Pushing Adapter	
10 Ton	SPA10	1888	1890 (Pr.)	201923 1/2" dia. shank	201454 3/4" dia. shank	34806	Included in Set 38597		
25 Ton	SPA25	1889	1891 (Pr.)	34510 3/4" dia. shank	34511 1" dia. shank	34807	Included in Set 38953		
55 Ton	SPA55	—	1892 (Pr.)	34755 1" dia. shank	34756 1 1/2" dia. shank	34808	Not Included Order Separately — 37368		38954
80/100 Ton	SPA100	—	1893 **(Pr.)	—	—	36469	Not Included Order Separately 43562 46070 ***		21332
150/200 Ton	SPA200	—	207395 (Pr.)	—	44458 2 1/4" dia. shank	44457	None*		—

* Pushing adapters thread directly into RD15013 and RD20013 cylinders.

** V-blocks, No. 1893, are recommended for use with 80-ton Roll-Bed® press. Not recommended for use with 100-ton Roll-Bed®.

*** For 80-ton Roll-Bed® press.

NOTE: Individual press accessories may be ordered separately.



CAUTION: Pushing adapters are designed for use with specific shaft sizes, and depending on the condition of the shaft ends, the adapter may not withstand the full press tonnage. Always use a protective blanket or other suitable guard when pressing.

SHOP EQUIPMENT

